



# Target Crystal Merchandiser® RVMC30BC-D Bottom Coil Specs

Medium Temp Reach-Ins with 30" x 74" CoolView® Ultra™ Doors  
RVMC30BC-D: BC=Bottom Coil-D=Dairy/Deli

## Refrigeration Data

Refrigeration	Lineup Data	Individual Case Data (Includes 1 Pair of End Panels)			
	Per Door Avg	2-Door	3-Door	4-Door	5-Door
Evaporator Temperature (°F) <sup>1</sup>	28	28	28	28	28
Baseline Btu/h <sup>2,3</sup>	494	875	1,445	2,015	2,585
Discharge Air Temperature (°F) (w/ 8°F Superheat)	33	33	33	33	33
Return Air Temperature	36	36	36	36	36

## Electrical & Energy Data <sup>3, 4, 5</sup>

Single Point Connection <sup>6,7</sup>	Individual Case Data (Includes 1 Pair of End Panels)			
	2-Door	3-Door	4-Door	5-Door
MOCP (amps) <sup>8</sup>	15	15	15	15
MCA (amps) <sup>9</sup>	2.2	3.4	4.0	5.1

## Physical Data

Refrigeration Piping: R-407A, R-448A, R-449A	Outlet Size (in.)				
	2-Door	3-Door	4-Door	5-Door	
Suction Line O.D. (Top Refrigeration Exit)	3/8	3/8	1/2	1/2	
Liquid Line O.D.	1/4	1/4	3/8	3/8	
Refrigeration Piping: CO <sub>2</sub>	2-Door	3-Door	4-Door	5-Door	
Suction Line O.D. (Top Refrigeration Exit)	3/8	3/8	3/8	3/8	
Liquid Line O.D.	1/4	1/4	1/4	1/4	
Evaporator Coil	2-Door	3-Door	4-Door	5-Door	
Fin Spacing (per in.)	5	5	5	5	
Tube Diameter (in.)	3/8	3/8	3/8	3/8	
Case Calculations	Solid End Panel	2-Door	3-Door	4-Door	5-Door
Facings (ft. <sup>2</sup> )	N/A	28.4	42.3	56.3	70.2
Packout (ft. <sup>3</sup> ) 22" Shelves <sup>8</sup>	N/A	51.5	76.7	101.9	127.1
Weight (lbs.)	55	755	1,055	1,420	1,800

\*Display cases can be equipped for a 90 bar certification upon request.

## Operating Set Points

Off-Cycle Defrost	R-407A	R-448A/R-449A	CO <sub>2</sub>
Time Per Defrost (Minutes)	45	45	45
Drip Time (Minutes)	N/A	N/A	0
EPR Settings (psig)	52	55	461
Frequency (Per Day)	4	4	4

### Notes:

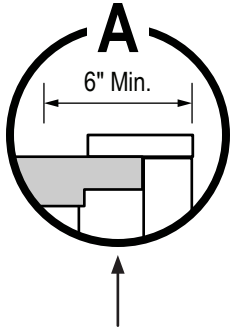
- For high-glide refrigerants, use dew point for unit sizing. Adjust evaporator pressure as needed to maintain discharge air temperatures.
- Baseline Evaporator Btu/h based on parallel rack system, LED Lighting (Zero Zone ChillBrite® 4234), no-energy doors (Zero Zone CoolView® Ultra™), and ECM or SSC electronic fan motors.
- Case designed for Dairy/Deli application. For other applications, consult the factory.
- One fan motor per door.
- Door (Anti-Sweat): no-energy = heated rails and mullions.
- A 3-prong round pin receptacle is provided for auxiliary ventilation fan kit.
- Electrical data based on LED lighting (Zero Zone ChillBrite® 4190), standard-energy doors (Zero Zone CoolView® Envision®), ECM or SSC electronic fan motors, and auxiliary ventilation fan kits. Contact Zero Zone for data without ventilation fans.
- 115V-1PH-60HZ; black power, white neutral, green ground. Buck/ boost transformer available for low voltage conditions.
- MOCP = Maximum over-current protection.
- MCA = Minimum current amps.
- Maximum shelf capacity = 250 lbs.



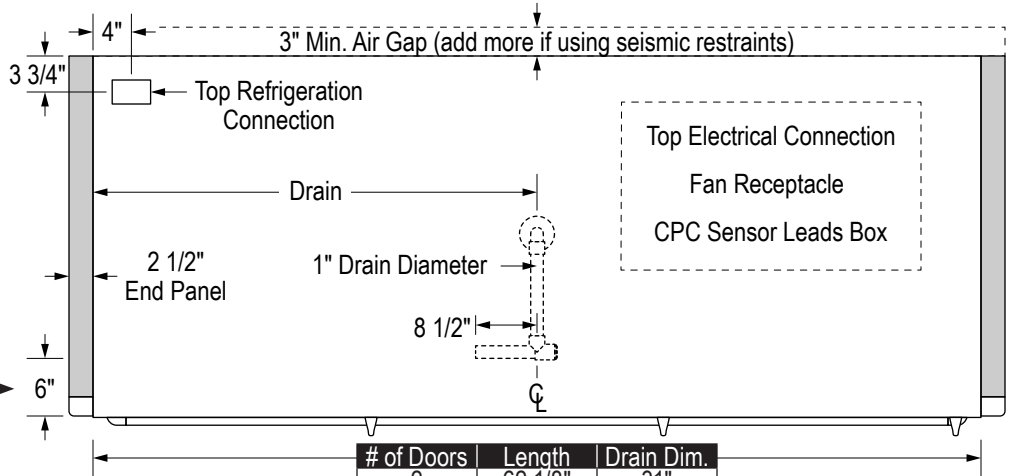
# Target Crystal Merchandiser® RVMC30BC-D Bottom Coil Specs

Medium Temp Reach-Ins with 30" x 74" CoolView® Ultra™ Doors

RVMC30BC-D: BC=Bottom Coil-D=Dairy/Deli

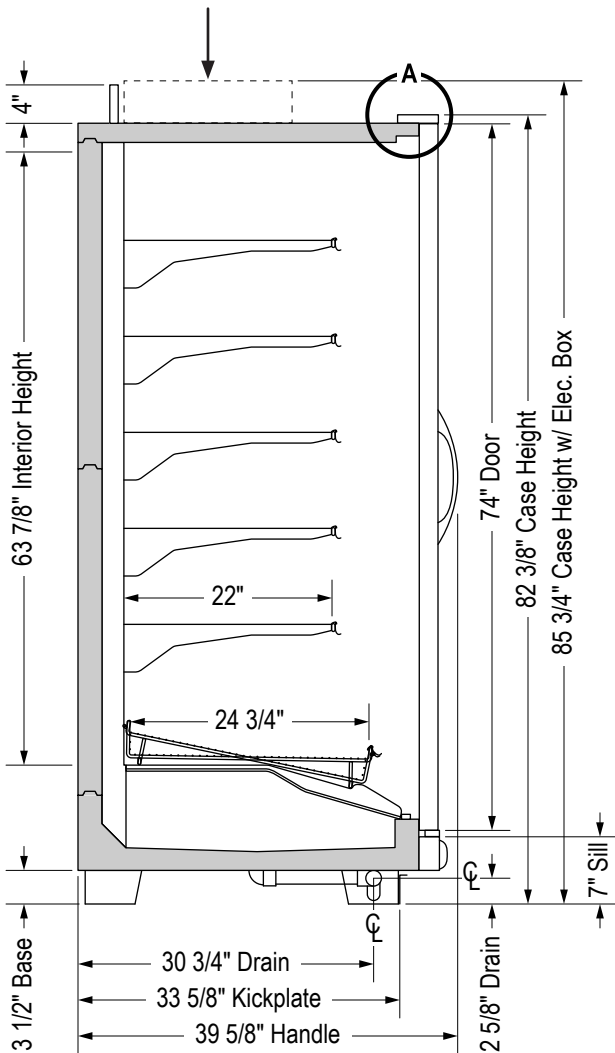


Building soffits must be set back at least 6" from the front of the doors to allow access to electrical wiring on the top of the case.



# of Doors	Length	Drain Dim.
2	62 1/8"	31"
3	92 1/2"	46 1/4"
4	123"	61 1/2"
5	153 3/8"	76 3/4"

Top electrical box(es) increase case height up to 4 3/8".



Physical Location of Components	
Electrical Exit	Top Right
Refrigeration Exit	Top Left
TXV	Evap Coil, Right Side
Discharge Air Sensor	Honeycomb, Center
Return Air Sensor	Air Duct, Center

Replacement Parts	Zero Zone Part Numbers
22" Shelf and Bracket	55-0622-04P1
Price Tag Molding (PTM)	72-0108-50P1
Evap Fan Motor	63-0622-1
Evap Fan Motor Blade	63-0006
Evap Fan Motor Bracket	18-0262
LED Light Stick	75-4190-02x
LED Light Driver	75-4027
Honeycomb	70-0582-P1

CSS-143-G

Specifications are subject to change without notice. All dimensions are nominal.  
Case designed to operate in an ambient temperature of 75°F and relative humidity of 55% or lower.

12/15/2023



Zero Zone, Inc.  
800-247-4496 • www.zero-zone.com  
© 2023 Zero Zone, Inc.

