



Target Crystal Merchandiser® RVLC30 Specs

Low Temp Reach-Ins with 30" x 74" CoolView® Illusion™ Doors

Refrigeration Data

Refrigeration	Lineup Data	Individual Case Data (Includes 1 Pair of End Panels)			
	Per Door Avg	2-Door	3-Door	4-Door	5-Door
Refrigeration	IC	IC	IC	IC	IC
Evaporator Temperature (°F) ¹	-16	-16	-16	-16	-16
Baseline Btu/h ²	1,005	2,430	3,540	4,640	5,750
Discharge Air Temperature (°F) (w/ 8°F Superheat)	-12	-12	-12	-12	-12
Return Air Temperature	-10	-10	-10	-10	-10

Electrical & Energy Data ^{3, 4, 5, 6, 7}

Single Point Connection ^{8, 9}	Individual Case Data (Includes 1 Pair of End Panels)			
	2-Door	3-Door	4-Door	5-Door
MOCP (amps) ¹⁰	15	20	25	30
MCA (amps) ¹¹	11.0	16.8	22.0	27.8

Physical Data

Refrigeration Piping: R-407A, R-448A, R-449A	Outlet Size (in.)				
	2-Door	3-Door	4-Door	5-Door	
Suction Line O.D. (Top Refrigeration Exit)	3/8	5/8	5/8	5/8	
Liquid Line O.D. (Electric Defrost)	3/8	3/8	3/8	3/8	
Liquid Line O.D. (Hot Gas Defrost)	1/2	1/2	1/2	1/2	
Refrigeration Piping: CO ₂	2-Door	3-Door	4-Door	5-Door	
Suction Line O.D. (Top Refrigeration Exit)	1/2	1/2	1/2	1/2	
Liquid Line O.D. (Electric Defrost)	3/8	3/8	3/8	3/8	
Liquid Line O.D. (Hot Gas Defrost)	1/2	1/2	1/2	1/2	
Evaporator Coil	2-Door	3-Door	4-Door	5-Door	
Fin Spacing (per in.)	4	4	4	4	
Tube Diameter (in.)	1/2	1/2	1/2	1/2	
Case Calculations	Solid End Panel	2-Door	3-Door	4-Door	5-Door
Facings (ft. ²)	N/A	28.4	42.3	56.3	70.2
Packout (ft. ³) 22" Shelves ¹²	N/A	51.5	76.7	101.9	127.1
Weight (lbs.)	55	755	1,055	1,420	1,800

*Display cases can be equipped for a 90 bar certification upon request.

Lineup Data

Hot Gas Defrost Common Riser: R-407A, R-448A, R-449A	Size (in.)
Suction Line O.D. (6-11 Doors)	7/8
Suction Line O.D. (12-20 Doors)	1 1/8
Liquid Line O.D. (6-11 Doors)	1/2
Liquid Line O.D. (12-20 Doors)	5/8
Hot Gas Defrost Common Riser: CO ₂	Size (in.)
Suction Line O.D. (6-16 Doors)	1/2
Suction Line O.D. (17-20 Doors)	5/8
Liquid Line O.D. (6-20 Doors)	1/2

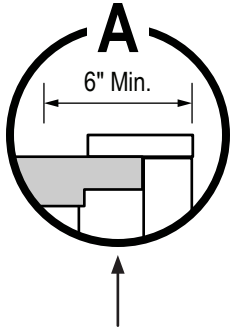
Notes:

- For high-glide refrigerants, use dew point for unit sizing. Adjust evaporator pressure as needed to maintain discharge air temperatures.
- Baseline Evaporator Btu/h based on parallel rack system, LED Lighting (Zero Zone ChillBrite® 4190), standard-energy doors (Zero Zone CoolView® Illusion®), and ECM or SSC electronic fan motors.
- One fan motor per door.
- Door (Anti-Sweat): standard-energy = heated glass, rails, mullions, and sill.
- Electric Defrost: 1 per day. Defrost termination temperature setting is 50°F. Failsafe time is 55 minutes. Refer to the Installation & Operation Manual for details.
- Hot Gas Defrost: 1 per day. Defrost termination temperature setting is 65°F. Failsafe time is 30 minutes. Refer to the Installation & Operation Manual for details. Zero Zone recommends 1 riser per refrigeration circuit when utilizing hot gas defrost.
- A 3-prong round pin receptacle is provided for auxiliary ventilation fan kit.
- Electrical data based on LED lighting (Zero Zone ChillBrite® 4190), standard-energy doors (Zero Zone CoolView® Envision®), ECM or SSC electronic fan motors, electric defrost, and auxiliary ventilation fan kits. Contact Zero Zone for data without ventilation fans.
- 208V 4-wire service; 115/208V-1PH-60HZ; red & black power, white neutral, green ground. Buck/boost transformer available for low voltage conditions.
- MOCP = Maximum over-current protection.
- MCA = Minimum current amps.
- Maximum shelf capacity = 250 lbs.

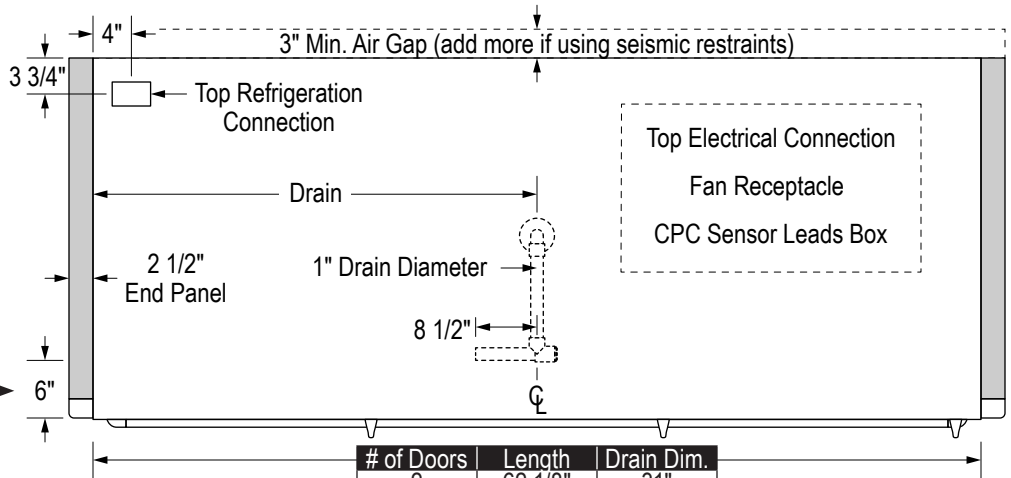


Target Crystal Merchandiser® RVLC30 Specs

Low Temp Reach-Ins with 30" x 74" CoolView® Illusion™ Doors

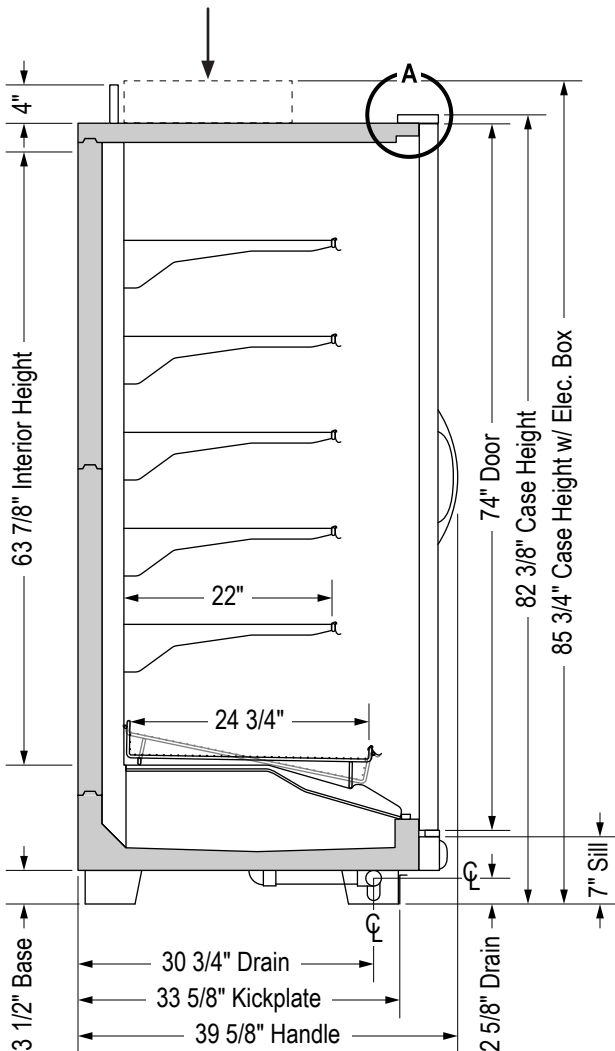


Building soffits must be set back at least 6" from the front of the doors to allow access to electrical wiring on the top of the case.



# of Doors	Length	Drain Dim.
2	62 1/8"	31"
3	92 1/2"	46 1/4"
4	123"	61 1/2"
5	153 3/8"	76 3/4"

Top electrical box(es) increase case height up to 4 3/8".



Physical Location of Components	
Electrical Exit	Top Right
Refrigeration Exit	Top Left
TXV	Evap Coil, Right Side
Discharge Air Sensor	Honeycomb, Center
Defrost Termination Sensor (Hot Gas)	TXV Bypass Line (Dump Line)
Defrost Termination Sensor (Electric)	Evap Coil, Center
Defrost Safety Klixon (Brown)	Heater Element, Right Side
Fan Delay Klixon (Blue)	Evap Coil Return Bend, Right Side

Replacement Parts	Zero Zone Part Number
22" Shelf and Bracket	55-0622-04P1
Price Tag Molding (PTM)	72-0108-50P1
Evap Fan Motor	63-0622-1
Evap Fan Motor Blade	63-0310
Evap Fan Motor Bracket	18-0262
LED Light Stick	75-4244-06x
LED Light Driver	75-4027
Honeycomb	70-0582-P1

CSS-137-G

Specifications are subject to change without notice. All dimensions are nominal.
Case designed to operate in an ambient temperature of 75°F and relative humidity of 55% or lower.

12/15/2023



Zero Zone, Inc.
800-247-4496 • www.zero-zone.com
© 2023 Zero Zone, Inc.

