



GUARDIAN
merchandiser

Guardian® Merchandiser CGLC30 Specs

Low Temp Reach-In Display Cases

2-Door, 3-Door, 4-Door, and 5-Door Cases

Quick Specs

Energy Usage (5-Door Daily)*
Standard: 42 kWh

Merchandising (5-Door)
Facings: 71.8 ft²
Packout: 143.4 ft³ with 30" wide x 24" deep shelves

Features

Go Green

Propane (R-290) is an environmentally friendly and natural refrigerant.

CoolView® Doors

30" wide x 68" tall CoolView® Envision® Doors

LED Lighting

ChillBrite® 4000K LED Lighting

Additional Models

The Guardian® Merchandiser is also available in medium temp.

Continuous Lineup

Unlike traditional self-contained display cases, these grocery style merchandisers can be joined to make one continuous lineup.

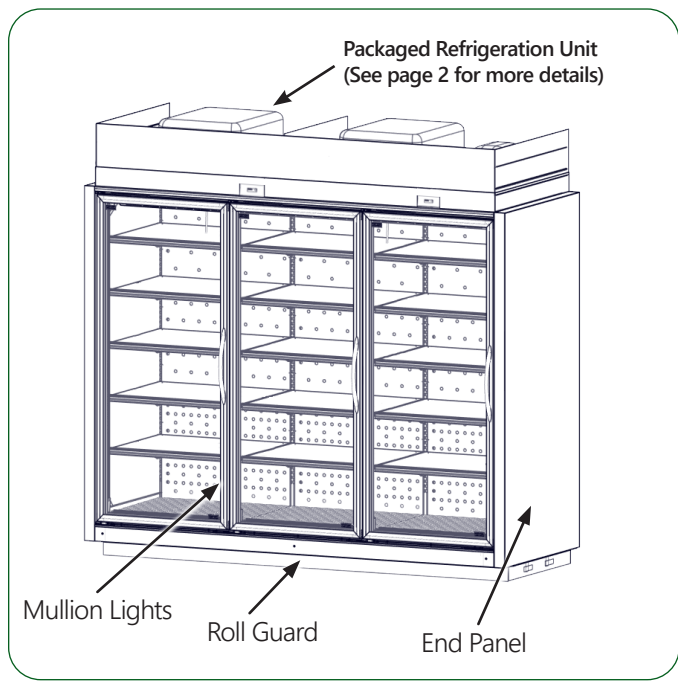
Applications



Ice Cream



Frozen Food



Manuals and Instructions:
<https://www.zero-zone.com/cglc-cgmc>



Contact Us:

800-247-4496
www.zero-zone.com

Specifications are subject to change without notice. All dimensions are nominal.
Case designed to operate in an ambient temperature of 75°F and relative humidity of 55% or lower.





Standard Package

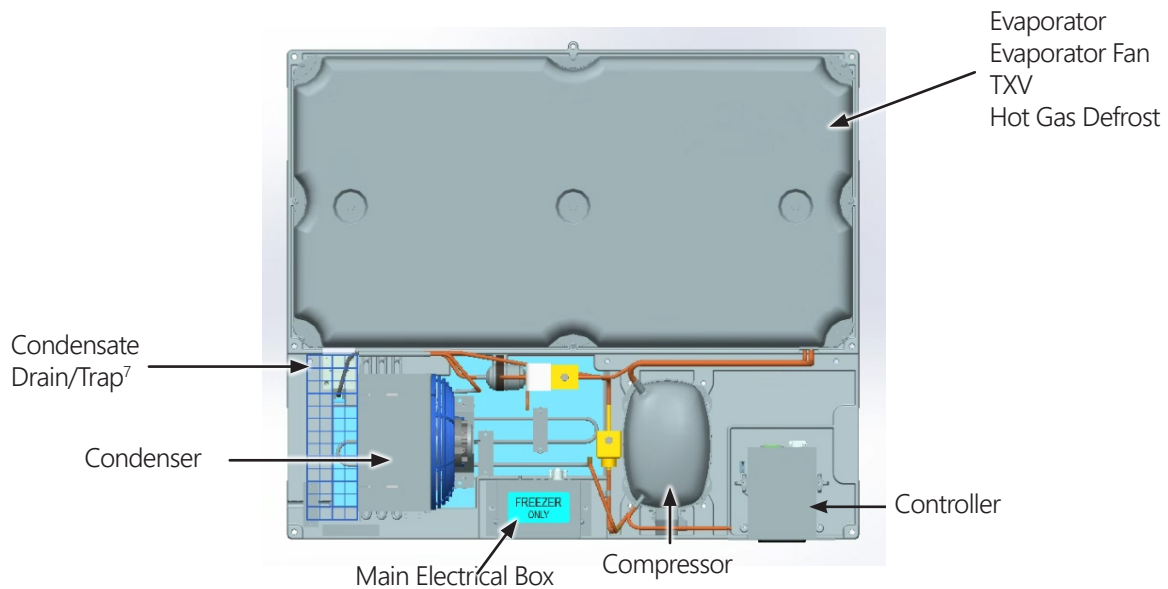
Refrigeration Data
Number of PRUs
Refrigerant Charge (g) ¹
Zero Zone PRU Unit #
Total Weight of PRU(s) (lbs.) ²
Electrical & Energy Data ^{3, 4}
Daily Energy Use (kWh)
Amps (a)
Voltage/Phase/Frequency
NEMA Configuration
Rejected Heat (Btu/h) ⁵

R-290 Refrigerant			
2-Door	3-Door	4-Door	5-Door
1	2	2	3
135	270	270	360
69-0875-01	69-0875-01	69-0875-01	69-0875-01
85	170	170	255
2-Door	3-Door	4-Door	5-Door
16	25	31.8	42
9.6	11.3	11.3	15.9
120/208V-1Ph-60Hz	120/208V-1Ph-60Hz	120/208V-1Ph-60Hz	120/208V-1Ph-60Hz
L14-20P	L14-20P	L14-20P	L14-20P
2485	3710	4730	5970

Physical Data

Case Calculations	2-Door	3-Door	4-Door	5-Door
Facings (ft. ²)	28.7	42.5	57.3	71.8
Packout (ft. ³) 24" Shelves	57.3	86	114.7	143.4
Weight (lbs.) ⁶ without End Panels	630	900	1,160	1,510

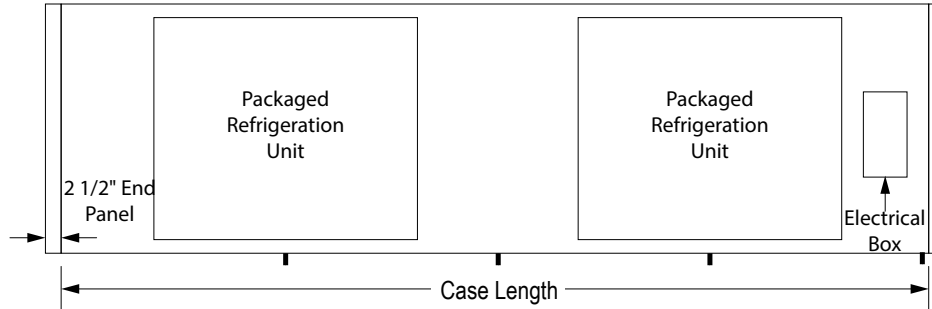
CGLC30 Packaged Refrigeration Unit (PRU) Top View



- Notes:**
1. Refrigerant charge includes combined Packaged Refrigeration Unit.
 2. Two people are required to lift a single PRU.
 3. Data based on Zero Zone ChillBrite® 4000K LED lighting, Zero Zone CoolView® Envision® doors.
 4. 208V (four-wire) service; 115/208V-1PH-60Hz; red and black AC Line, white AC neutral, green Safety Ground.
 5. Adequate ventilation must be provided to dissipate rejected heat from the top of the unit for proper performance. Clearance of less than 30" above the top of the shroud to the ceiling requires special design considerations. See Zero Zone self-contained Installation & Operation Manual for specific details.
 6. Does not include weight of packaged refrigeration unit. Weights include 2 end panels at 60 lbs. per pair.
 7. No floor drain or condensate pump/pan needed. Condensate is routed through a discharge line to the trap, where it evaporates.



CGLC30 Top View



Measurements	2-Door	3-Door	4-Door	5-Door
Case Length (in.) without End Panels	60 7/8	91 3/8	121 3/4	152 1/4
Case Length (in.) with End Panels	65 7/8	96 3/8	126 3/4	157 1/4

CGLC30 End View

